

Audio Matrix Controller

PX-6216

Emergency Combination System

ECS-6216MS

Direct Box

DIB-6000

6000 SYSTEM
8BUS MAIN SYSTEM

PX-6216 MATRIX CONTR

ECS-6216MS EMERGENCY COMBINATION SYSTEM

ALL

ZONE 1

LINE (UNBALANCED)

MIC


LINE

interM

TO PC

interM

POWER



TO PC

interM

POWER

Audio Matrix Controller

PX-6216



The PX-6216 is the heart of the system 6000. DSP based 16 x 8 digital audio matrix is PC configured, controlled and monitored. The PX-6216 is PC controlled via Inter-M's MS-6800 custom system control software.

- **16*8 AUDIO MATRIX**

- 8 channel output matrix over various audio input. (BGM 10CH, EM 1CH, TIMER 1CH, RM 4CH)

- **PC CONTROL**

- PC-based remote and real-time control (monitoring, operating, fault diagnosis) with DIB-6000 interface.

- **HIGH QUALITY AUDIO**

- Designed to provide professional quality audio and intelligibility with CD quality performance (S/N 85dB, THD 0.01%).

- **BROADCAST CONTROL DEPENDING ON PRIORITIES**

- It switches to remote or emergency broadcasting due to priorities of emergency signals. (EM > Timer > Remote Mic)

- **REMOTE MIC CONNECTION**

- 4 remote mic port is available and can be expanded up to 32 units of Remote Mic by using RME-6108. (remote mic expansion unit)

- **DATA TRANSMISSION USING CAT5 CABLE**

- The use of standard category 5e cables terminated with RJ45 connectors permits easy interconnectivity between the various system components. This simplifies and speeds up system installation.

- **VARIOUS TYPE OF BGM INPUT**

- Connection of BGM sources is possible via the 2 XLR combo jack channels, the 6 XLR channels, and 2 RCA jacks.

- **CONDENSING MIC COMPARABLE**

- 24V PHANTOM POWER for condensing mic over channel 1 and channel 2.

- **DSP AUDIO MATRIX**

- MIC/LINE Inputs with 7 Band EQ , Mute Control, Input/output volume control and mixing.

- **MEMORY/SAVE A SET UP FILE**

- The system set-up files will be saved in internal PC memory to allow normal operation in event of PC error.

- **PRE-SET CONTROL**

- System settings are stored in internal memory. Stored file can be restored should setup file of operation program is deleted or changed The stored file can be operated even if the control PC is offline using memory presets.

- **SOURCE PROGRAM MANAGEMENT AND REMOTE CONTROL SUPPORT**

- 4 RS-232 interface port is used to control remotely Inter-M source devices (CD/TUNER/voice file) in Windows program.

FRONT/REAR PANEL



1 PRESET MEMORY BUTTON AND INDICATOR

2 POWER INDICATOR



1 BGM INPUT TERMINAL

2 EMERGENCY AUDIO INPUT TERMINAL

3 TIMER AUDIO INPUT TERMINAL

4 REMOTE MIC COMMUNICATION TERMINAL

5 AUDIO OUTPUT TERMINAL

6 EMERGENCY PANEL (EP) CONNECTION TERMINAL

7 RS-232 SOURCE UNIT CONTROL TERMINAL

8 DATA LINK IN/OUT TERMINAL

9 POWER INPUT TERMINAL

SPECIFICATIONS

		PX-6216
Rated Output		0dBV (Balanced)
Input Sensitivity	EM, TIMER, RM	-10dBV/20kΩ (Balanced)
	BGM 1~8 LINE	-10dBV/3kΩ (Balanced)
	BGM 1~8 MIC	-50dBV/3kΩ (Balanced)
	BGM 9,10 LINE	-10dBV/20kΩ (Unalanced)
Frequency Response	±3dB	20Hz~20KHz
Total Harmonic	LINE	Less than 0.01%
	MIC	Less than 0.10%
Signal to Noise Ratio (A-weight Filter)	LINE	Better than 85dB
	MIC	Better than 60dB
Maximum S/N	LINE (+8dBV Input)	Better than 100dB
Phantom MIC Power	BGM 1,2	DC 24V
Priority		EM>TIMER>RM1>RM2>RM3>RM4>BGM
Communication Interface	LINK IN/OUT	RS-485 (Max. Distance 1km)
	RM	RS-422 (Max. Distance 1km)
	SOURCE	RS-232 (Max. Distance 12m)
Operation Temperature		-10°C ~ +40°C / 14°F ~ 104°F
Power Source		DC 24V, 900mA
Weight (SET)		4.3kg/9.5lbs
Dimensions (SET)		482(W) x 88(H) x 280(D)mm//19(W)x3.5(H)x11(D)in

※ Specifications and design are subject to change without notice.

Emergency Combination System

ECS-6216MS



The ECS-6216MS allow the addition of 16 output zones to the system 6000. up to 9 units can be added giving the system up to 160 output zone capacity. Each unit also offer 16Ch gPI sensor input for messaging, event and scenario triggering.

- **16CH RELAY GROUP**

- 16CH AMP INPUT, SPEAKER OUT terminal is used for setting a amp and speaker to correspond with program setting.

- **SCENARIO TRIGGERING**

- Each unit offer 16CH GPI sensor input for messaging, event and scenario triggering.

- **ZONE EXPANSION**

- The system is scalable from 16 to 160 output Zones by adding additional ESC-6216 (up to 9 units).

- **REMOTE POWER CONTROL**

- Output terminal used for controlling the operations of the power distributor.

- **3 WIRE TYPE SPEAKER TERMINAL**

- It consists of the channels for the common and emergency broadcastings to make 3-wire type broadcast possible.

- **DATA TRANSMISSION USING CAT5 CABLE**

- The use of standard category 5e cables terminated with RJ45 connectors permits easy interconnectivity between the various system components. This simplifies and speeds up system installation.


- **AUTOMATIC FIRE DETECTING FUNCTION**

- 16 trigger channels can be connected to sensors in order to automatically broadcast fire alarm and Emergency messaging to corresponding channel via the PX-6216.

FRONT/REAR PANEL



1 SPEAKER ZONE SELECT BUTTON AND DISPLAY (1~16)



- | | |
|----------------------------------|-------------------------------|
| 1 FIRE SENSOR INPUT TERMINAL | 6 VOICE FILE CONTROL TERMINAL |
| 2 PD, COM TERMINAL | 7 SPEAKER OUT TERMINAL |
| 3 LINK IN/OUT TERMINAL | 8 AMP IN TERMINAL |
| 4 TERMINATION SWITCH (LOAD/OPEN) | 9 ADDRESS SETTING SWITCH |
| 5 UPGRADE TERMINAL (ISP) | 10 POWER INPUT TERMINAL |

SPECIFICATIONS

		ECS-6216MS
Channel		16CH
Communications Protocol	LINK IN/OUT	RS-485(1km)
	Source & Voice File	RS-232(12m)
Fire Sensor		Dry Contact
Operating Temperature		-10°C ~ +40°C/14°F~104°F
Power Source		DC 24V, 600mA
Weight (Set)		4.3kg/9.5lbs
Dimensions (Set)		482(W)x88(H)x280(D)mm/19(W)x3.5(H)x11(D)in

※ Specifications and design are subject to change without notice.

Direct Box

DIB-6000



The DIB-6000 is used to interface a windows PC to the PX-6216 audio matrix for the control of the system 6000.

• SYSTEM INTERFACE

- It connects to PC with USB cable and to ECS-6216P with CAT 5 cable.

• MIC, LINE IN/OUT PUT

- It converts USB pc control to RS-485 PX-6216 control. It also allow the interface of PC audio with the system 6000 for playback of PC audio and PC stored audio files and scenario playback through the system 6000.

• PRIORITY CONTROL

- Priority setting over the mic or line input can be set by PRI ON/OFF Switch.

• GND

- It reduces HUM noise which may occur when connecting to other equipment and prevents GROUND LOOP by selecting a GND switch.


• LOG AND SOUND FILES

- The broadcasting log (EM/RM) and sound source files are stored in PC.

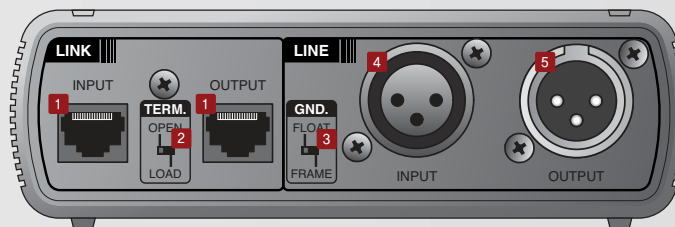
• USB POWER SUPPLY

- Power required for communication and operation for system controls will be supplied though USB connection.

FRONT/REAR PANEL



- 1 MIC INPUT (BALANCED)
- 2 Priority (PRIORITY) ON/OFF Switch
- 3 MIC Volume
- 4 MUTE Volume
- 5 LINE IN (UNBALANCED)
- 6 LINE OUT (UNBALANCED)
- 7 LINE output (UNBALANCED) level control volume
- 8 USB Terminal
- 9 Power display LED



- 1 LINK IN/OUT (RS-485)
- 2 TERMINATION Switch (OPEN/LOAD)
- 3 GND Switch (FLOAT/FRAME)
- 4 LINE IN (BALANCED)
- 5 LINE OUT (BALANCED)

SPECIFICATIONS

	DIB-6000
Interface	USB
Mic In (Balance) to Line Out (Balance)	
Input Sensitivity	-60dB
THD+N	Less than 0.5%
Frequency Response	70Hz ~ 10kHz
S/N	Better than 50dB
Line In (Unbalance) to Line Out (Balance)	
Input Sensitivity	+1.4dB
THD+N	Less than 0.2%
Frequency Response	40Hz ~ 12kHz
S/N	Better than 80dB
Line In (Balance) to Line Out (Unbalance)	
Input Sensitivity	+1.4dB
THD+N	Less than 0.1%
Frequency Response	40Hz ~ 20kHz
S/N	Better than 80dB
Communications Protocol	RS-485 (Maximum: 1Km / 3,280 feet)
Operation Temperature	-10°C ~ +40°C / 14°F ~ 104°F
Power Source	USB DC 5V
Weight (Set)	0.74kg/1.7lbs
Dimensions (Set)	140(W) x 43(H) x 140(D)mm/5.5(W) x 1.7(H) x 5.5(D)in

※ Specifications and design are subject to change without notice.

6000 SYSTEM 8BUS MAIN



Inter-M Corp. (IMK)

653-5 Banghak-Dong, Dobong-Ku, Seoul, Korea
Overseas Sales Team

Tel_ +82-2-2289-8141~7 Fax_ +82-2-2289-8149 E-mail_ overseas@inter-m.com

www.inter-m.com

* Design and specification are subject to be changed without pre notice.

2013. 1